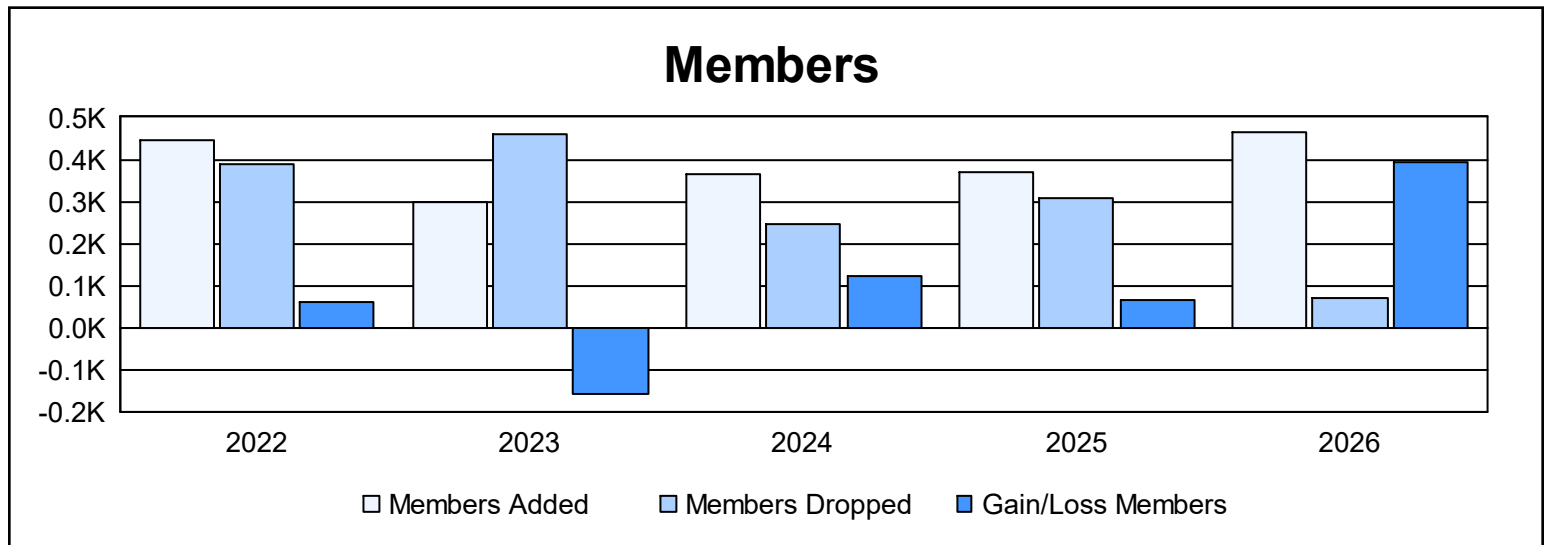
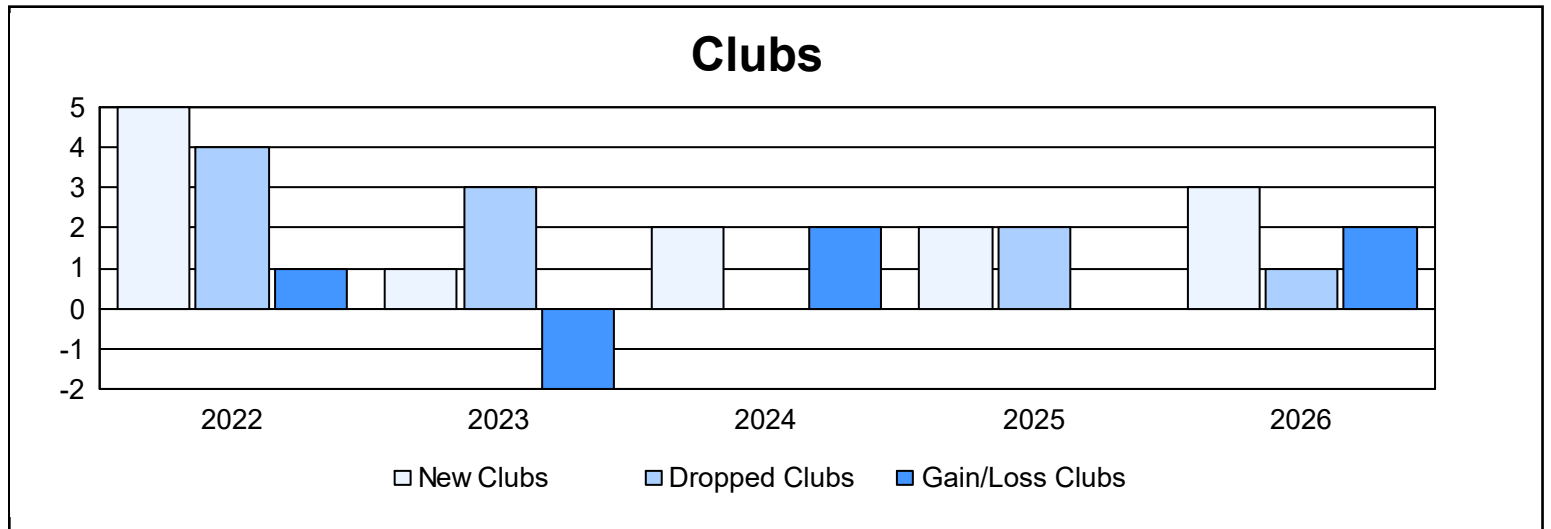
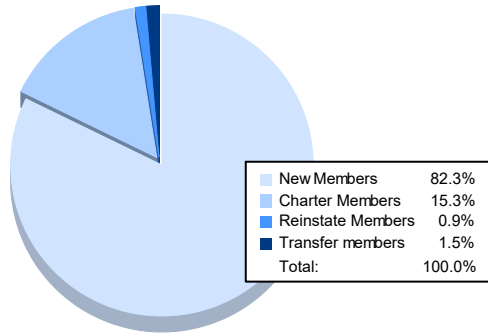


| Year | New Clubs | Dropped Clubs | Gain/ Loss Clubs | New Members | Charter Members | Reinstate Members | Transfer Members | Total Member Added | Total Members Dropped | Gain/ Loss Members |
|----------------|-----------|---------------|------------------|-------------|-----------------|-------------------|------------------|--------------------|-----------------------|--------------------|
| 2021-2022 | 5 | 4 | 1 | 294 | 138 | 6 | 7 | 445 | 386 | 59 |
| 2022-2023 | 1 | 3 | -2 | 245 | 32 | 15 | 7 | 299 | 458 | -159 |
| 2023-2024 | 2 | 0 | 2 | 283 | 58 | 15 | 8 | 364 | 244 | 120 |
| 2024-2025 | 2 | 2 | 0 | 285 | 40 | 35 | 10 | 370 | 307 | 63 |
| 2025-2026 | 3 | 1 | 2 | 381 | 71 | 4 | 7 | 463 | 70 | 393 |
| Average | 3 | 2 | 1 | 298 | 68 | 15 | 8 | 388 | 293 | 95 |



Membership Composition April 2026 Cumulative



Gender Composition April 2026 Cumulative

